




# KAKATIYA INSTITUTE OF TECHNOLOGY & SCIENCE

(AN AUTONOMOUS INSTITUTE UNDER KAKATIYA UNIVERSITY, WARANGAL - 506015)

TELANGANA STATE, INDIA



## Conference Sub Themes

- Latest developments in the following themes
- Challenges & issues in Civil Engineering
- Earth Science & Engineering
- Advances in Structural Engineering
- Transportation & Highway Engineering
- Geotechnical/Geo-Environmental Engineering
- Construction/Concrete Technology
- Water Resources & Irrigation Engineering
- Environmental Engineering
- Other topics related to Civil Engineering

## Powered by



Civil Engineering Association, KITSW



ICI Student Chapter, KITSW



Industrial Consultancy Cell (ICC), KITSW



ISTE Student Chapter, KITSW



National Academy of Construction

In Association with Indian Concrete Institute, presents



## (National Conference on Sustainable Practices & Advances in Civil Engineering)

1<sup>st</sup> September, 2017

Venue: KAKATIYA INSTITUTE OF TECHNOLOGY & SCIENCE, WARANGAL

## KEYNOTE SPEAKERS



**Dr. M. R. Madhav**

Visiting Professor, IIT Hyderabad  
Professor Emeritus, Civil Engineering,  
JNTUCEH, Hyderabad  
Email: [madhavmr@gmail.com](mailto:madhavmr@gmail.com)



**Dr. D. Ramaseshu**

Professor, Civil Engineering  
National Institute of Technology,  
Warangal  
Email: [ramadr@yahoo.co.in](mailto:ramadr@yahoo.co.in)

## Conference Publication

Scopus indexed journal\*  
UGC Listed journals

## Important Dates

Full length paper - 15<sup>th</sup> August, 2017  
Notification of acceptance - 25<sup>th</sup> August, 2017

## Registration Fee

International Participants	= \$100
R & D/ Corporate/ Industry	= Rs. 2000/-
Faculty/Research scholar/Student	= Rs. 1500/-
Conference Participation without paper	= Rs. 1000/-

## Contact

[spacekitsw2017@gmail.com](mailto:spacekitsw2017@gmail.com)

[www.kitsw.ac.in](http://www.kitsw.ac.in)

**Md. Shakeel Abid**

Organizing Secretary, SPACE 2017 KITSW  
Mobile: 8500678600 9440533295

## ORGANIZING COMMITTEE

### Chief Patron

**Dr. Alluri Murthy Raju**  
Chairman, KITSW

**Capt. V. Lakshmikantha Rao**  
Secretary & Correspondent, KITSW  
Hon'ble M.P (R.S)

**Sri. P. Narayana Reddy**  
Treasurer KITSW, Industrialist

### Patron

**Dr. Y. Manohar**  
Director, KITSW

**Dr. P. Venkateswara Rao**  
Principal, KITSW

### Chairman & Convener

**Dr. L. Sudheer Reddy**  
Professor & Head, Civil Engg.  
Dean, Planning & Execution, KITSW

### Organizing Secretary

**Md. Shakeel Abid**  
Assistant Professor, Civil Engg., KITSW

### Coordinators

**G. Shravan Kumar**  
Assistant Professor, Civil Engg., KITSW

**B. Sai Laxman**  
Assistant Professor, Civil Engg., KITSW

### Organizing Committee Members

**Prof. S. G. Narayana Reddy**  
Professor, Civil Engg., KITSW

**Dr. M. Veera Reddy**  
Professor, Civil Engg., KITSW

**M. Srikanth**  
Assoc. Professor, Civil Engg., KITSW

**D. Harikrishna**  
Assoc. Professor, Civil Engg., KITSW

**Dr. M. Andal**  
Assoc. Professor, Civil Engg., KITSW

**E. Maheshwar Reddy**  
Asst. Professor, Civil Engg., KITSW

**Ch. Sridhar**  
Asst. Professor, Civil Engg., KITSW

**N. Srikanth**  
Asst. Professor, Civil Engg., KITSW

**K. Srujan Varma**  
Asst. Professor, Civil Engg., KITSW

**G. Amulya**  
Asst. Professor, Civil Engg., KITSW

**K. S. Bhargavi**  
Asst. Professor, Civil Engg., KITSW

**A. Bhaskar**  
Asst. Professor, Civil Engg., KITSW

**Sree Lakshmi Pavani**  
Asst. Professor, Civil Engg., KITSW

**B. Vijay Suryawanshi**  
Asst. Professor, Civil Engg., KITSW

**N. Bharathi**  
Asst. Professor, Civil Engg., KITSW

**J. Snehavi**  
Asst. Professor, Civil Engg., KITSW

**Nudrath Zeeshan**  
Asst. Professor, Civil Engg., KITSW

DD should be drawn in the favor of 'SPACE', payable at SBI KITSW

For NEFT: Account No: 62331543597 IFSC CODE: SBHY0021372 BANK: SBI Yerragattugutta Branch, KITS Hanamkonda

SPACE- 2017

**National Conference on Sustainable  
Practices & Advances in Civil  
Engineering**

*1st September, 2017*

Registration Form

Name: \_\_\_\_\_

Designation: \_\_\_\_\_

Organization: \_\_\_\_\_

Address for Correspondence:

PIN \_\_\_\_\_

Phone # \_\_\_\_\_

Email: \_\_\_\_\_

Category:

*Academic/Industry/Research Scholar / PG Scholar*

**Signature of the Participant**

Date: \_\_\_\_\_

Place: \_\_\_\_\_

**Signature of the Head of the Institute/  
Sponsoring Authority  
(With Date and Seal)**

**Chief Patrons**

**Dr. Alluri Murthy Raju,**  
*Chairman, KITS Warangal*

**Capt. V. Lakshmikantha Rao, M.P. (R.S)**  
*Secretary & Correspondent, KITS Warangal*

**Sri. P. Narayana Reddy,**  
*Treasurer, KITS Warangal*

**Patrons**

**Dr.Y. Manohar,**  
*Director, KITS Warangal*

**Dr. P. Venkateswara Rao,**  
*Principal, KITS Warangal*

**Chairman & Convener**

**Dr. L. Sudheer Reddy**  
Professor & Head, Civil Engg.  
Dean, Planning & Execution, KITSW

**Organizing Secretary**


**Sri. Md. Shakeel Abid**  
Assistant Professor, Civil Engg., KITSW

**Coordinators**

**Sri. G. Shravan Kumar**  
Assistant Professor, Civil Engg., KITSW  
**Sri. B. Sai Laxman**  
Assistant Professor, Civil Engg., KITSW

**Organizing Committee**

Prof. S. G. Narayana Reddy, Professor  
Prof. M. Veera Reddy, Professor  
Sri. M. Srikanth, Assoc. Professor  
Sri. D. Harikrishna, Assoc. Professor  
Dr. M. Andal, Assoc. Professor  
Sri. E. Maheshwar Reddy, Asst. Professor  
Sri. Ch. Sridhar, Asst. Professor  
Sri. N. Srikanth, Asst. Professor  
Sri. K. Srujan Varma, Asst. Professor  
Ms. G. Amulya, Asst. Professor  
Ms. K. S. Bhargavi, Asst. Professor  
Sri. A. Bhaskar, Asst. Professor  
Smt. Sree Lakshmi Pavani, Asst. Professor  
Sri. B. Vijay Suryawanshi, Asst. Professor  
Ms. N. Bharathi, Asst. Professor  
Ms. J. Snehavi, Asst. Professor  
Ms. Nudrath Zeeshan, Asst. Professor



**SPACE 2017**  
**National Conference on Sustainable  
Practices & Advances in Civil  
Engineering**  
*(1st September, 2017)*



Organized by

Department of Civil Engineering  
Kakatiya Institute of Technology & Science, Warangal  
*(An AUTONOMOUS Institute under Kakatiya University-Warangal)*

Opp: Yerragattu Hillock, Hasanparthy (M),

Warangal-506015 (T.S), INDIA.

Tel (0870) 2564888, Fax: (0870) 2564320

Website: [www.kitsw.ac.in](http://www.kitsw.ac.in)

In association with

**National Academy of Construction, ICI student  
chapter KITS Warangal.**

## ABOUT THE INSTITUTE:

**Kakatiya Institute of Technology & Science**, popularly known as **KITS**, was established in the year **1980**. KITS is the flagship institute sponsored by **Ekasila Education Society (EES), Warangal** a philanthropic society, whose primary objective is to establish and manage a variety of educational institutions with highest quality and thus to provide quality human resources in the service of society. The institute is permanently affiliated to Kakatiya University, Warangal and recognized by AICTE & UGC New Delhi. The Institute was granted **autonomous status** by UGC and KU-Warangal in the year 2014. The institute has its own campus covering an area of 67 acres of land. It is offering undergraduate courses in seven branches of engineering and seven post graduate programs. All branches of the Institute are accredited by **NBA** and the institute has conducted several seminars, symposiums, conferences in the past.

Warangal city is located on New Delhi - Chennai broad gauge railway line and is well connected to other cities by rail and road. It is just 150 kms from Hyderabad, capital city of Telangana. The institute is located 13 kms and 20 kms from Kazipet and Warangal railway stations respectively, on Warangal - Karimnagar highway.

## ABOUT CIVIL DEPARTMENT:

The department of **Civil Engineering (CE)** was established in the year 1980. The current intake in UG program **B.Tech (CE)** is 120 and PG program **M.Tech (SCE)** is 24. The department is accredited by **NBA** for four times and has **MOU's** with various private and government organizations. The department has dedicated and qualified faculty with 3 Professors, 3 Associate Professors, and 20 Assistant Professors. The Department has well established state of art laboratories in the areas of Structural Engineering, Geotechnical engineering, Highway Engineering, Water Resources and Environmental Engineering which also offers consultancy services.

## ABOUT THE CONFERENCE:

This conference provides an international forum for researchers, developers and academicians who are involved in real time projects and research that provide solutions to exchange their valuable ideas and showcase the ongoing works which may lead to path breaking foundation of the futuristic engineering. The aim of this conference is to bring together the academicians, scientists, engineers and manufacturers from various institutions, universities, colleges and industry to discuss the relevance of various futuristic technologies emerging in this area throughout the world. Papers are invited from all fields of Civil Engineering.

### Conference Sub Themes

- ✓ Challenges & issues in Civil Engineering
- ✓ Earth Science & Engineering
- ✓ Advances in Structural Engineering
- ✓ Transportation & Highway Engineering
- ✓ Geotechnical/Geo-Environmental Engineering
- ✓ Construction/Concrete Technology
- ✓ Water Resources & Irrigation Engineering
- ✓ Environmental Engineering
- ✓ Other topics related to Civil Engineering

## Contact

[spacekitsw2017@gmail.com](mailto:spacekitsw2017@gmail.com)  
[www.kitsw.ac.in](http://www.kitsw.ac.in)

**Md. Shakeel Abid**  
**Organizing Secretary, SPACE 2017 KITSW**  
*Mobile: 8500678600, 9440533295*  
*Department of Civil Engineering,*  
*Kakatiya Institute of Technology & Science, Warangal,*  
*Opp: Yerragattu Hillock, Hasanparthy(M)*  
*Warangal-506015 (T.S), INDIA.*  
*Tel: (0870) 2564888 Fax: (0870) 2564320*  
*Email: [spacekitsw2017@gmail.com](mailto:spacekitsw2017@gmail.com)*

## KEYNOTE SPEAKERS

### Dr. M. R. Madhav

Visiting Professor, IIT Hyderabad  
Professor Emeritus, Civil Engineering, JNTUCEH  
Hyderabad  
Email: [madhavmr@gmail.com](mailto:madhavmr@gmail.com)

### Dr. D. Ramaseshu

Professor, Civil Engineering  
National Institute of Technology,  
Warangal  
Email: [ramadr@yahoo.co.in](mailto:ramadr@yahoo.co.in)

### Registration:

International Participants	\$100
R&D/Corporate/Industry	Rs. 2000
Faculty/Research Scholars / Student	Rs. 1500
Conference Participation without paper	Rs.1000

Registration fee may be sent to Convener in the form of DD/Cheque/NEFT along with registration form duly signed by Head of the Institute.

- DD must be drawn in favor of "SPACE", payable at Hanmakonda.

For NEFT:

**Account No: 62331543597**  
**IFSC CODE: SBHY0021372**

**BANK: SBI Yerragattugutta Branch, KITS Hanamakonda**

**Full length paper - 15<sup>th</sup> August, 2017**

**Notification of acceptance - 25<sup>th</sup> August, 2017**

## Conference Publication

Scopus indexed journal\*  
UGC Listed journals

# Paper Title (use style: *paper title*)

Subtitle as needed (*paper subtitle*)

Authors Name/s per 1st Affiliation (*Author*)

Dept. name of organization (*Line 1 of Affiliation - optional*)

Name of organization - acronyms acceptable (*line 2*)

City, Country (*line 3*)

name@xyz.com – optional (*line 4*)

Authors Name/s per 2nd Affiliation (*Author*)

Dept. name of organization (*Line 1 of Affiliation - optional*)

Name of organization - acronyms acceptable (*line 2*)

City, Country (*line 3*)

name@xyz.com – optional (*line 4*)

**Abstract**—This electronic document is a “live” template. The various components of your paper [title, text, heads, etc.] are already defined on the style sheet, as illustrated by the portions given in this document. **DO NOT USE SPECIAL CHARACTERS, SYMBOLS, OR MATH IN YOUR TITLE OR ABSTRACT.** (*Abstract*)

**Index Terms**—Component, formatting, style, styling, insert. (*key words*)

## I. INTRODUCTION (*HEADING 1*)

All manuscripts must be in English. These guidelines include complete descriptions of the fonts, spacing, and related information for producing your proceedings manuscripts. Please follow them and if you have any questions, direct them to the production editor in charge of your proceedings (see author-kit message for contact info).

This template provides authors with most of the formatting specifications needed for preparing electronic versions of their papers. All standard paper components have been specified for three reasons: (1) ease of use when formatting individual papers, (2) automatic compliance to electronic requirements that facilitate the concurrent or later production of electronic products, and (3) conformity of style throughout a conference proceedings. Margins, column widths, line spacing, and type styles are built-in; examples of the type styles are provided throughout this document and are identified in italic type, within parentheses, following the example. PLEASE DO NOT RE-ADJUST THESE MARGINS. Some components, such as multi-leveled equations, graphics, and tables are not prescribed, although the various table text styles are provided. The formatter will need to create these components, incorporating the applicable criteria that follow.

## II. TYPE STYLE AND FONTS

Wherever Times is specified, Times Roman or Times New Roman may be used. If neither is available on your word processor, please use the font closest in appearance to Times. Avoid using bit-mapped fonts. True Type 1 or Open Type fonts are required. Please embed all fonts, in particular symbol fonts, as well, for math, etc.

## III. EASE OF USE

The template is used to format your paper and style the text. All margins, column widths, line spaces, and text fonts are prescribed; please do not alter them. You may note peculiarities. For example, the head margin in this template measures proportionately more than is customary. This measurement and others are deliberate, using specifications that anticipate your paper as one part of the entire proceedings, and not as an independent document. Please do not revise any of the current designations.

## IV. PREPARE YOUR PAPER BEFORE STYLING

Before you begin to format your paper, first write and save the content as a separate text file. Keep your text and graphic files separate until after the text has been formatted and styled. Do not use hard tabs, and limit use of hard returns to only one return at the end of a paragraph. Do not add any kind of pagination anywhere in the paper. Do not number text heads—the template will do that for you.

Finally, complete content and organizational editing before formatting. Please take note of the following items when proofreading spelling and grammar.

### A. Abbreviations and Acronyms (*Heading 2*)

Define abbreviations and acronyms the first time they are used in the text, even after they have been defined in the abstract. Abbreviations such as IEEE and SI do not have to be defined. Do not use abbreviations in the title or heads unless they are unavoidable.

### B. Units

- Use either SI or CGS as primary units. (SI units are encouraged.) English units may be used as secondary units (in parentheses). An exception would be the use of English units as identifiers in trade, such as “3.5-inch disk drive”.
- Avoid combining SI and CGS units, such as current in amperes and magnetic field in oersteds. This often leads to confusion because equations do not balance dimensionally. If you must use mixed units, clearly state the units for each quantity that you use in an equation.

- Do not mix complete spellings and abbreviations of units: “Wb/m<sup>2</sup>” or “webers per square meter”, not “webers/m<sup>2</sup>”. Spell out units when they appear in text: “. . . a few henries”, not “. . . a few H”.
- Use a zero before decimal points: “0.25”, not “.25”. Use “cm<sup>3</sup>”, not “cc”. (*bullet list*)

### C. Equations

The equations are an exception to the prescribed specifications of this template. You will need to determine whether or not your equation should be typed using either the Times New Roman or the Symbol font (please no other font). To create multileveled equations, it may be necessary to treat the equation as a graphic and insert it into the text after your paper is styled.

Number equations consecutively. Equation numbers, within parentheses, are to position flush right, as in Eq. 1, using a right tab stop. To make your equations more compact, you may use the solidus ( / ), the exp function, or appropriate exponents. Italicize Roman symbols for quantities and variables, but not Greek symbols. Use a long dash rather than a hyphen for a minus sign. Punctuate equations with commas or periods when they are part of a sentence, as in

$$\alpha + \beta = \chi. \quad (1)$$

Note that the equation is centered using a center tab stop. Be sure that the symbols in your equation have been defined before or immediately following the equation. Use “Eq. 1” or “Equation 1”, not “(1)”, especially at the beginning of a sentence: “Equation 1 is . . .”

### D. Some Common Mistakes

- The word “data” is plural, not singular.
- The subscript for the permeability of vacuum  $\mu_0$ , and other common scientific constants, is zero with subscript formatting, not a lowercase letter “o”.
- In American English, commas, semi-/colons, periods, question and exclamation marks are located within quotation marks only when a complete thought or name is cited, such as a title or full quotation. When quotation marks are used, instead of a bold or italic typeface, to highlight a word or phrase, punctuation should appear outside of the quotation marks. A parenthetical phrase or statement at the end of a sentence is punctuated outside of the closing parenthesis (like this). (A parenthetical sentence is punctuated within the parentheses.)
- A graph within a graph is an “inset”, not an “insert”. The word *alternately* is preferred to the word “alternately” (unless you really mean something that alternates).
- Do not use the word “essentially” to mean “approximately” or “effectively”.
- In your paper title, if the words “that uses” can accurately replace the word “using”, capitalize the “u”; if not, keep using lower-cased.

- Be aware of the different meanings of the homophones “affect” and “effect”, “complement” and “compliment”, “discreet” and “discrete”, “principal” and “principle”.
- Do not confuse “imply” and “infer”.
- The prefix “non” is not a word; it should be joined to the word it modifies, usually without a hyphen.
- There is no period after the “et” in the Latin abbreviation “et al.”.
- The abbreviation “i.e.” means “that is”, and the abbreviation “e.g.” means “for example”.

An excellent style manual for science writers is given by Young [7].

## V. USING THE TEMPLATE

After the text edit has been completed, the paper is ready for the template. Duplicate the template file by using the Save As command, and use the naming convention prescribed by your conference for the name of your paper. In this newly created file, highlight all of the contents and import your prepared text file. You are now ready to style your paper; use the scroll down window on the left of the MS Word Formatting toolbar.

### A. Authors and Affiliations

The template is designed so that author affiliations are not repeated each time for multiple authors of the same affiliation. Please keep your affiliations as succinct as possible (for example, do not differentiate among departments of the same organization). This template was designed for two affiliations.

1) *For Author/s of Only One Affiliation (Heading 3):* To change the default, adjust the template as follows.

a) *Selection (Heading 4):* Highlight all author and affiliation lines.

b) *Change Number of Columns:* Select Format > Columns > Presets > One Column.

c) *Deletion:* Delete the author and affiliation lines for the second affiliation.

2) *For Authors of More than Two Affiliations:* To change the default, adjust the template as follows.

a) *Selection:* Highlight all author and affiliation lines.

b) *Change Number of Columns:* Select Format > Columns > Presets > One Column.

c) *Highlight Author and Affiliation Lines of Affiliation 1 and Copy this Selection.*

d) *Formatting:* Insert one hard return immediately after the last character of the last affiliation line. Then paste down the copy of affiliation 1. Repeat as necessary for each additional affiliation.

e) *Reassign Number of Columns:* Place your cursor to the right of the last character of the last affiliation line of an even numbered affiliation (e.g., if there are five affiliations, place your cursor at end of fourth affiliation). Drag the cursor up to highlight all of the above author and affiliation lines. Go to

Format > Columns and select “2 Columns”. If you have an odd number of affiliations, the final affiliation will be centered on the page; all previous will be in two columns.

### B. Identify the Headings

Headings, or heads, are organizational devices that guide the reader through your paper. There are two types: component heads and text heads.

Component heads identify the different components of your paper and are not topically subordinate to each other. Examples include Acknowledgments and References and, for these, the correct style to use is “Heading 5”. Use “figure caption” for your Figure captions, and “table head” for your table title. Run-in heads, such as “Abstract”, will require you to apply a style (in this case, italic) in addition to the style provided by the drop down menu to differentiate the head from the text.

Text heads organize the topics on a relational, hierarchical basis. For example, the paper title is the primary text head because all subsequent material relates and elaborates on this one topic. If there are two or more sub-topics, the next level head (uppercase Roman numerals) should be used and, conversely, if there are not at least two sub-topics, then no subheads should be introduced. Styles named “Heading 1”, “Heading 2”, “Heading 3”, and “Heading 4” are prescribed.

### C. Figures and Tables

Place figures and tables at the top and bottom of columns. Avoid placing them in the middle of columns. Large figures and tables may span across both columns. Figure captions should be below the figures; table captions should appear above the tables. Insert figures and tables after they are cited in the text. Use the abbreviation “Fig. 1” in the text, and “Figure 1” at the beginning of a sentence.

Use 8 point Times New Roman for figure labels. Use words rather than symbols or abbreviations when writing figure-axis labels to avoid confusing the reader. As an example, write the quantity “Magnetization”, or “Magnetization, M”, not just “M”.

If including units in the label, present them within parentheses. Do not label axes only with units. In the example, write “Magnetization (A/m)” or “Magnetization {A[m(1)]}”, not just “A/m”. Do not label axes with a ratio of quantities and units. For example, write “Temperature (K)”, not “Temperature/K”.

### D. Footnotes

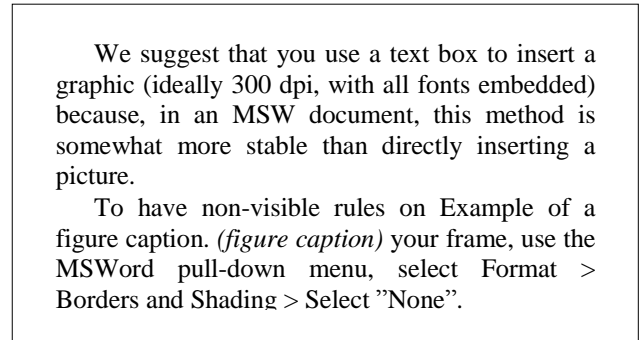
Use footnotes sparingly (or not at all) and place them at the bottom of the column on the page on which they are referenced. Use Times 8-point type, single-spaced.

To help your readers, avoid using footnotes altogether and include necessary peripheral observations in the text (within parentheses, if you prefer, as in this sentence).

Number footnotes separately from reference numbers, and in superscripts. Do not put footnotes in the reference list. Use letters for table footnotes.

TABLE I. TABLE TYPE STYLES

Table Head	Table Column Head		
	Table column subhead	Subhead	Subhead
copy	More table copy <sup>a</sup>		



a. Sample of a table footnote. (table footnote)

Fig. 1. Example of a figure caption. (figure caption)

## VI. COPYRIGHT FORMS

You must submit the IEEE Electronic Copyright Form (ECF) as described in your author-kit message. THIS FORM MUST BE SUBMITTED IN ORDER TO PUBLISH YOUR PAPER.

### ACKNOWLEDGMENT

The preferred spelling of the word “acknowledgment” in America is without an “e” after the “g”. Avoid the stilted expression, “One of us (R. B. G.) thanks . . .” Instead, try “R. B. G. thanks”. Put applicable sponsor acknowledgments here; DO NOT place them on the first page of your paper or as a footnote.

### REFERENCES

List and number all bibliographical references in 9-point Times, single-spaced, at the end of your paper. When referenced in the text, enclose the citation number in square brackets, for example: [1]. Where appropriate, include the name(s) of editors of referenced books. The template will number citations consecutively within brackets [1]. The sentence punctuation follows the bracket [2]. Refer simply to the reference number, as in “[3]”—do not use “Ref. [3]” or “reference [3]”. Do not use reference citations as nouns of a sentence (e.g., not: “as the writer explains in [1]”).

Unless there are six authors or more give all authors’ names and do not use “et al.”. Papers that have not been published, even if they have been submitted for publication, should be cited as “unpublished” [4]. Papers that have been accepted for publication should be cited as “in press” [5]. Capitalize only the first word in a paper title, except for proper nouns and element symbols.

For papers published in translation journals, please give the English citation first, followed by the original foreign-language citation [6].

- [1] G. Eason, B. Noble, and I. N. Sneddon, “On certain integrals of Lipschitz-Hankel type involving products of Bessel functions,”

Phil. Trans. Roy. Soc. London, vol. A247, pp. 529–551, April 1955. (*references*)

- [2] J. Clerk Maxwell, *A Treatise on Electricity and Magnetism*, 3rd ed., vol. 2. Oxford: Clarendon, 1892, pp.68–73.
- [3] I. S. Jacobs and C. P. Bean, “Fine particles, thin films and exchange anisotropy,” in *Magnetism*, vol. III, G. T. Rado and H. Suhl, Eds. New York: Academic, 1963, pp. 271–350.
- [4] K. Elissa, “Title of paper if known,” unpublished.
- [5] R. Nicole, “Title of paper with only first word capitalized,” *J. Name Stand. Abbrev.*, in press.
- [6] Y. Yorozu, M. Hirano, K. Oka, and Y. Tagawa, “Electron spectroscopy studies on magneto-optical media and plastic substrate interface,” *IEEE Transl. J. Magn. Japan*, vol. 2, pp. 740–741, August 1987 [Digests 9th Annual Conf. Magnetics Japan, p. 301, 1982].
- [7] M. Young, *The Technical Writer's Handbook*. Mill Valley, CA: University Science, 1989.